

CRSL Series Lighted Single-pole Rocker Switches

Approvals

UL recognized, CSA certified. Load rating: 20A 125/250 VAC. 1 HP, 125/250 VAC. 14A 14VDC, VDE approval 15A. Contacts: fine silver for long life dependability. Dielectric strength: 1250 volts (live parts to ground). Life: 35,000 operations at maximum rating. Insulation resistance: 5 megohms.

Low Level Control

For low level/dry circuit applications (<100 am) contact factory for part number (Gold plated contacts).

High Inrush

125 Amp inrush capability (AgNi contacts).

Terminals

Style A - 1/4-inch quick-connect

Mechanical Features

100,000 mechanical operations

Lamps

6, 12 and 28 volt incandescent lamps standard.
125 and 250 volt neon lamps standard.

Special Lamps

Green neon 125 and 250 volt lamps for green actuator.

LED Display



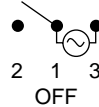
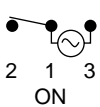
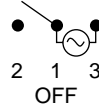
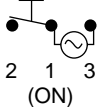

LED display options available. Consult factory.

Markings

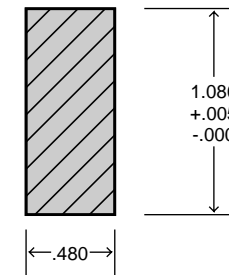
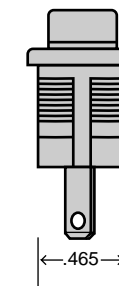
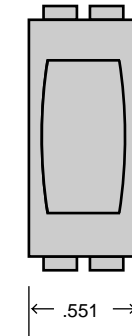
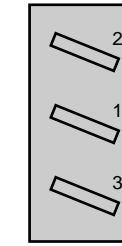
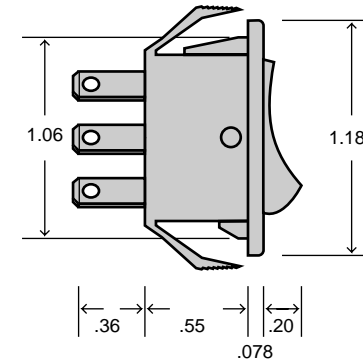

Letters, numbers and symbols can be applied to rocker actuator or to integral nylon bezel; see inside back cover for details.

Mounting

Snap-in type panel mounting for ease of installation without additional mounting hardware.

Circuit	Switching		
1	SPST Maintained Refer to Note 1		
4	SPST (Momentary) Normally Open Refer to Note 1		
0	G		

NOTE 1. Furnished with one side of the lamp internally connected and a single lamp-terminal at the back of the switch.



Panel Cut Out
Panel Thickness 1/32" - 3/16"

Ordering Information:

CRS

L

Lighting Option
L=Lighted Switch

1

Circuit
1=SPST Maintained (Refer to Note 1)
4=SPST (Momentary) Normally Open (Refer to Note 1)
O=Indicator Only (see pp. 36-37)

A

Terminal Option
A=Fine Silver (Normal Duty)
G=Gold Plated Contacts
H=High Inrush Contacts

6

Lamp Voltage
6V=6 Volt Incandescent
12V=12 Volt Incandescent
125V=125 Volt Neon
250V=250 Volt Neon
125VG=125 Volt Green Neon
250VG=250 Volt Green Neon
6VR=6 Volt Red LED
6VG=6 Volt Green LED
12VR=12 Volt Red LED
12VG=12 Volt Green LED

1

Actuator Color
1=Red
2=Clear
3=Amber
4=Green*

M9

Housing Color
M9=Matte Black
(For other colors contact factory)

T

Accessories (Optional)
T=Boot

*Green lenses require non-standard neon lamps for units with neon lamps.



Phone (203) 272-2794 ● Fax (203) 272-3492 ● <http://www.osloswitch.com>

MADE IN U.S.A.



Phone (203) 272-2794 ● Fax (203) 272-3492 ● <http://www.osloswitch.com>

MADE IN U.S.A.