

K-Series Double-pole Keylock Switches

Type K keylock switches offer low cost key operated protection against accidental or unauthorized access, with options in:

- standard compact style or
- anti-static version for static discharge protection
- Available fifth tumbler detent
- circuit arrangements
- key coding
- lock finishes
- terminal styles
- mounting styles
- contact materials/ratings
- fire code keys available(contact factory)

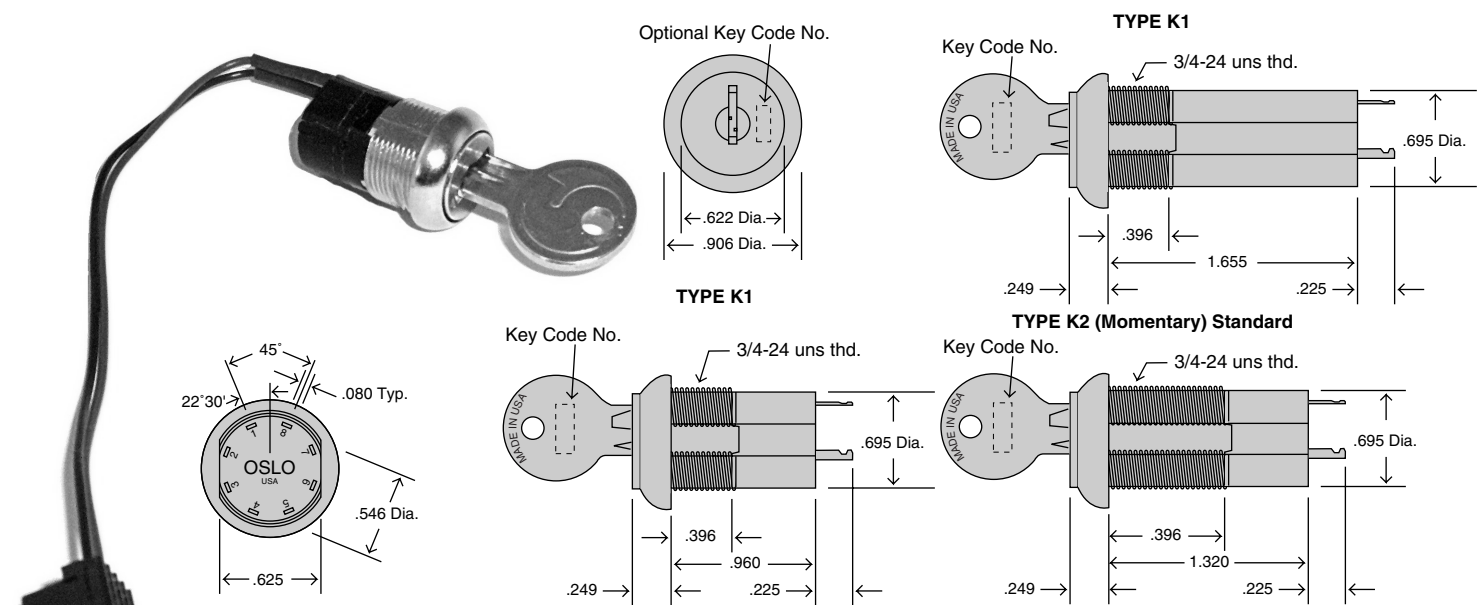
Specifications

Contact ratings: 8A/125 VAC or 28 VCD, 4A/250 VAC; UL recognized, CSA certified. Electrical life: 10,000 cycles min. at full load. Contact resistance: 10 milliohms max. initial at 2-4 VCD, 100mA. Insulation resistance: 10⁹ ohms min. Dielectric strength: 1,000 rms at sea level. Indexing: 45° or 90°, single-pole styles 5 positions max., double-pole styles 3 positions max., various key pull positions available. Static resistance: 20,000 VCD static resistance at sea level, lock body to terminals.

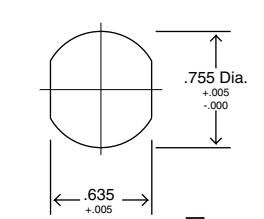
Materials & Features

Lock: five tumbler brass mechanism. Zinc alloy, nickel plated steel (std); chrome plate or matte stainless steel face optional. Switch housing: 6/6 nylon (UL94V-2).

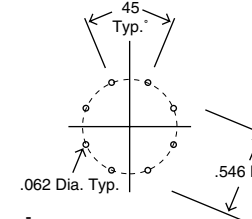
	Keylock Option No.	Lock Diagram	Key Position	Terminals Connected
K1 Series	200		1 3	8-1,4-5 1-3,5-7
	201			
	202			
	203		1 2 3	8-1,4-5 1-2,5-6 2-3,6-7
	204		1 2 3	8-1,4-5 1-2,5-6 2-3,6-7
	206		1 2 4	8-1,4-5 1-2,5-6 7-8,3-4
K2 Series	201		1 2	8-1, 4-5 1-2, 5-6
	206		1 2 4	8-1, 4-5 1-2, 5-6 7-8, 3-4
	216		1 2 4	8-1, 4-5 1-2, 5-6 7-8, 3-4



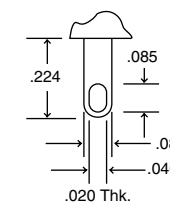
Panel Mounting



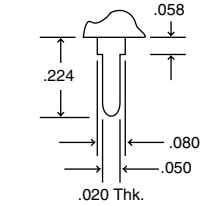
PC Mounting



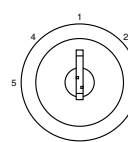
Standard



Board Mount

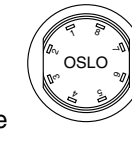


Lock Positions



- Key removable position
- Contact/detent key not removable

Momentary action



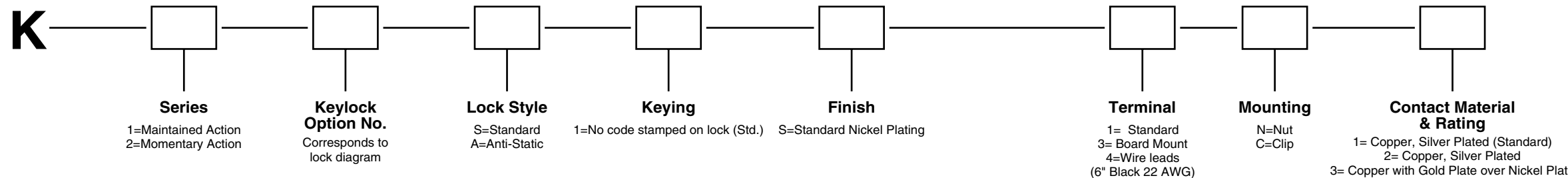
Terminal numbers molded on bottom of switch.

Mounting Option	Panel Thickness Recommended
	.250 in. max.
	.065 - .090 in.

Option	Contact Material	Ratings	Approvals
1 (std.)	Copper, Silver Plated	8A At 125 VAC or 28 VDC at 250 VAC	Ratings and approvals not marked on switch
2	Copper, Silver Plated	8A At 125 VAC or 28 VDC at 250 VAC*	UL/CSA
3	Copper with gold plate over nickel plate	0.4 VA max at 20 VAC or DC max.	None for dry circuit
4	Copper with gold plate over nickel plate over silver plate	4A At 125 VAC or 28 VDC at 250 VAC*	UL/CSA

* Ratings and approvals are marked on switch.
Note 1. Option 4 can be used in either dry circuit or power circuit applications. However, when dry circuit rating is exceeded, the gold plating on the contact surfaces is removed and the switch cannot then be used in dry circuit applications.

Ordering Information:



* KEYING - Two matching keys are provided with each switchlock. All K-Series switches come with 2 keys, keyed alike. Nickel plated with code number. All locks on an individual order will be keyed alike (Ex. 0C01) unless otherwise specified at the time of order. When it is necessary to reorder a specific key code (Ex. 0C01) please include the key code when ordering.

Note: Keylock switches may be custom configured to customer requirements, including multiple key codes and wire harness assemblies.



Phone (203) 272-2794 • Fax (203) 272-3492 • <http://www.osloswitch.com>

MADE IN U.S.A.



Phone (203) 272-2794 • Fax (203) 272-3492 • <http://www.osloswitch.com>

MADE IN U.S.A.