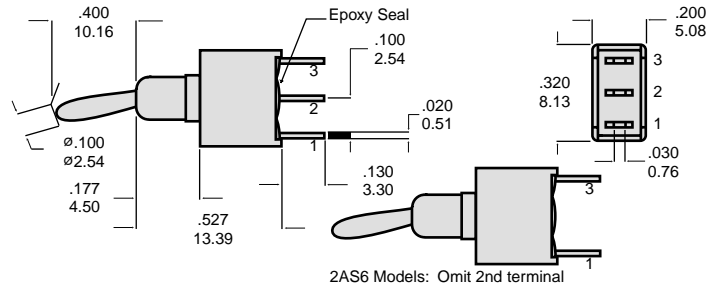
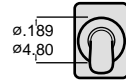


2A Series Sealed Sub-Miniature Toggle Switch



No. Poles	Model No.	SWITCH FUNCTION			CONNECTED TERMINALS		
		Pos. 1	Pos. 2	Pos. 3	Pos. 1	Pos. 2	Pos. 3
SP	2AS1	On	None	On		OPEN	
	2AS2	On	None	MOM			
	2AS3	On	Off	On			
	2AS4	MOM	Off	MOM			
	2AS5	On	Off	MOM			
	2AS6	Off	None	On			

MOM=Momentary

Specifications

Contact Rating: Dependent upon contact material.

Electrical Life: 50,000 make-and-break cycles at full load.

Contact Resistance: 20m Ω max. initial @ 2-4VDC
100mA for both silver and gold plated contacts.

Insulation Resistance: 1,000m Ω min.

Dielectric Strength: 1000 V RMS@sea level

Operating Temperature: -30° C to 85° C

Materials

Case & Bushing: Glass filled nylon 66, flame retardant, heat stabilized (UL 94V-0).

Actuator: Brass, chrome plated, internal O-ring seal. Standard for all actuators.

Switch Support: Brass, tin plated.

Terminals/Contacts: Silver or gold plated copper alloy.

Ordering Information

Model No.	Actuator	Bushing	Termination	Contact Material	Seal
2AS1	T1	A1=SP	M2	Q=Silver	E=Epoxy
2AS2	T2	A2=DP	M6	R=Gold	
2AS3	T3		M6N		
2AS4	T4		M7		
2AS5	TA		M7N		
2AS6	TB		NS2		
			V2N		

Contact Material Options

Q
Fixed Terminal: Silver plate over copper alloy
Moving Contact: Silver plate over copper alloy
Rating: 3 Amps @ 120VAC or 28VDC;
1 Amp @ 250VAC

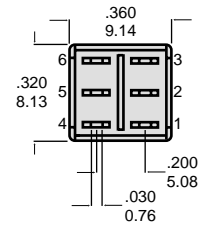
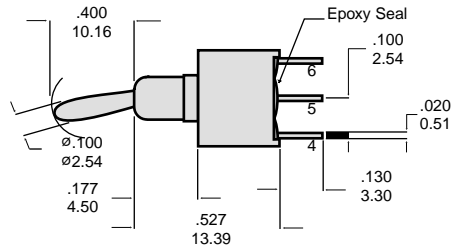
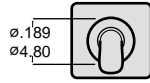
R
Fixed Terminal: Copper alloy with gold plate over nickel plate
Moving Contact: Copper alloy with gold plate over nickel plate
Rating: 0.4 VA max. @ 20 VAC or DC max.



Phone (203) 272-2794 • Fax (203) 272-3492 • <http://www.osloswitch.com>

MADE IN U.S.A.

2A Series Sealed Sub-Miniature Toggle Switch



No. Poles	Model No.	SWITCH FUNCTION			CONNECTED TERMINALS		
		Pos. 1	Pos. 2	Pos. 3	Pos. 1	Pos. 2	Pos. 3
DP	2AD1	On	None	On	2-3,5-6		2-1,5-4
	2AD2	On	None	MOM	2 (COMM)		2 (COMM)
	2AD3	On	Off	On		OPEN	

MOM=Momentary

Specifications and Materials: See page 1.

Ordering Information

Model No.	Actuator	Bushing	Termination	Contact Material	Seal
2AD1 2AD2 2AD3	T1 T2 T3 T4 TA TB	A1=SP A2=DP	M2 M6 M6N M7 M7N NS2 V2N	Q=Silver R=Gold	E=Epoxy

Contact Material Options

Q
Fixed Terminal: Silver plate over copper alloy
Moving Contact: Silver plate over copper alloy
Rating: 3 Amps @ 120VAC or 28VDC;
 1 Amp @ 250VAC

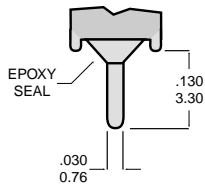
R
Fixed Terminal: Copper alloy with gold plate over nickel plate
Moving Contact: Copper alloy with gold plate over nickel plate
Rating: 0.4 VA max. @ 20 VAC or DC max.



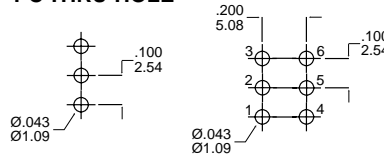
Phone (203) 272-2794 • Fax (203) 272-3492 • <http://www.osloswitch.com>

2A Series Sealed Sub-Miniature Toggle Switch Termination Options

M2



PC THRU-HOLE

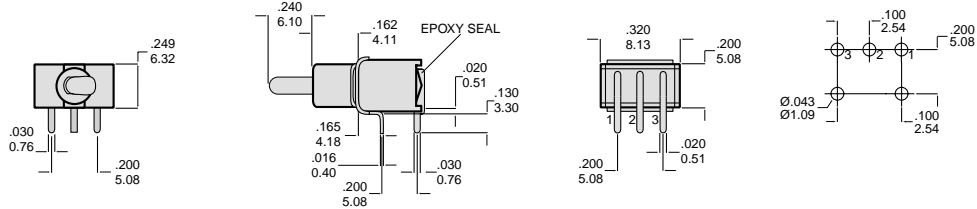


OTHER TERMINATION OPTIONS

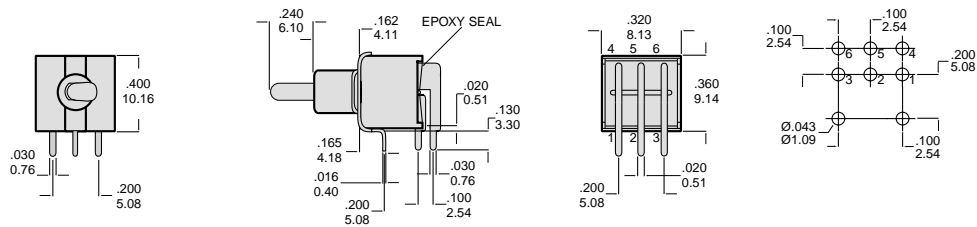
- M6 RIGHT ANGLE PC THRU-HOLE
- M6N RIGHT ANGLE PC THRU-HOLE
- SNAP-IN BRACKET
- M7 RIGHT ANGLE PC THRU-HOLE
- VS2 VERTICAL BRACKET PC THRU-HOLE

Termination Drawing Options

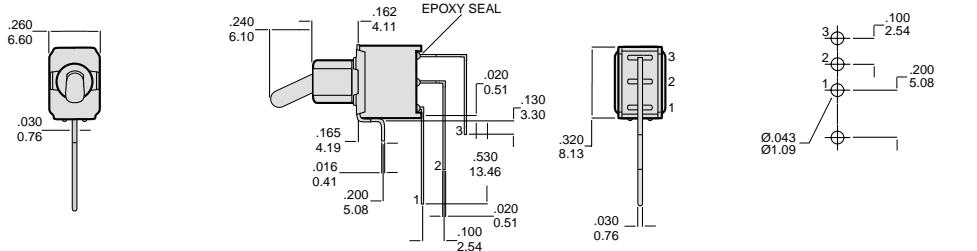
M6 SPDT



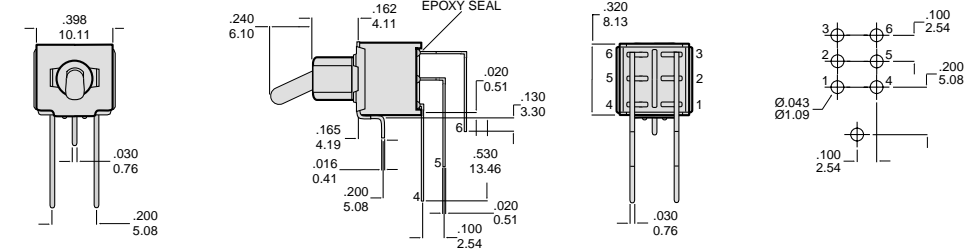
M6 DPDT



M7 SPDT

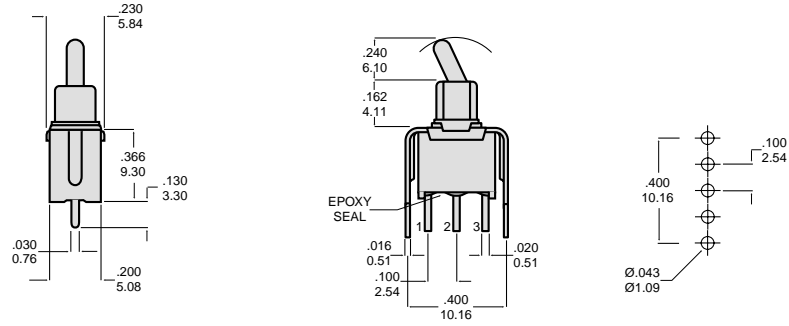


M7 DPDT

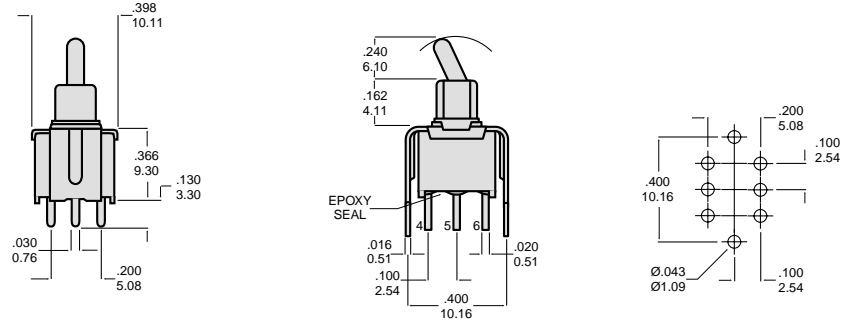


Termination Drawing Options (continued)

VS2 SPDT

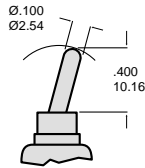


VS2 DPDT

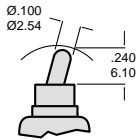


Actuator Options

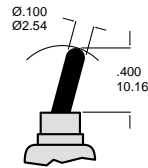
T1



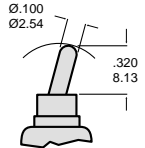
T2



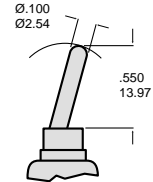
TA



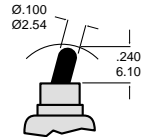
T3



T4



TB

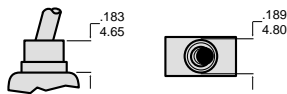


Actuator shown with A1 Bushing, add 0.006 (0.15) for A2 Bushing.

ESD PLASTIC ACTUATOR

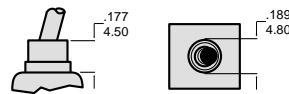
Bushing Options

A1



A1 FOR SPDT

A2



A2 FOR DPDT