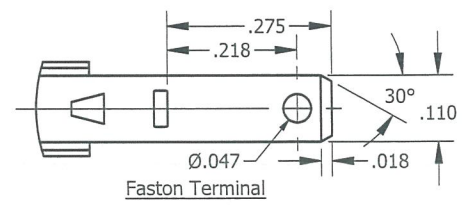
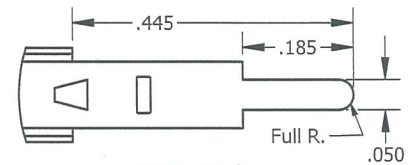
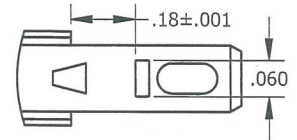
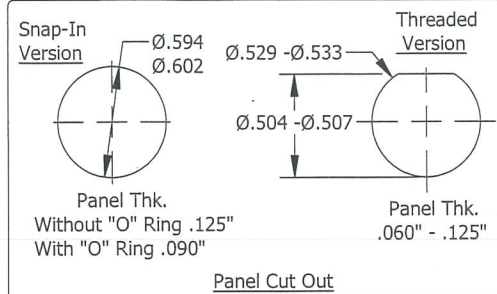
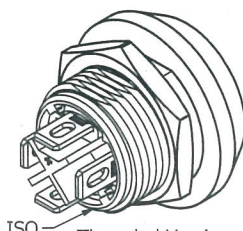
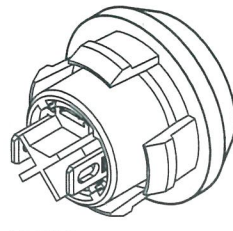
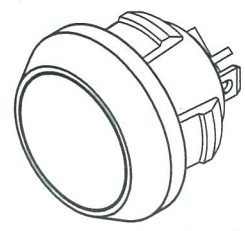
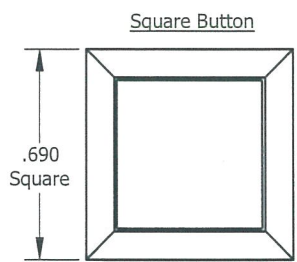
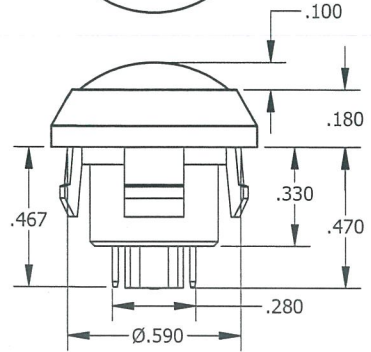
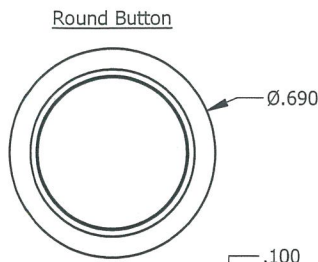


THIS INFORMATION IS CONFIDENTIAL AND PROPRIETARY TO CW INDUSTRIES INCORPORATED AND ITS AFFILIATES. IT MAY NOT BE DISCLOSED TO ANYONE, OTHER THAN CW INDUSTRIES PERSONNEL, WITHOUT WRITTEN AUTHORIZATION FROM CW INDUSTRIES INCORPORATED, SOUTHAMPTON, PENNSYLVANIA USA.



DIMENSIONS IN INCHES (MILLIMETERS)
DO NOT SCALE DRAWING

Dwg. No.		L SERIES PUSHBUTTONS	
REVISIONS	0	NEW.	DWG 6/12/23
	1	CH 6/13/23	DWG 6/12/23
Added available 2 places in features & 6\"/>			
6/14/23 DW 6/14/23			

- Features:
- * Function: SPST Normally Open Momentary
 - * Rating: 150mA 28VDC
 - * Terminals - Gold Plated, Available
 - * Moving Contact - Gold Plated, Available

- Specifications:
- * Travel (nominal): 2.0 mm
 - * Life (max): 1,000,000 Cycles
 - * Operating Force (nominal): 3N Typical
 - * Dielectric Strength: 1,000 VAC
 - * Insulation Resistance: >10 megaohms
 - * Contact Resistance: <10 milliohms (initial)
 - * Degree of Protection, IP65
 - * Operating Temperature: -40°C to +80°C

- Materials:
- Housing: Nylon 6/6 - Black
 - Actuator: Polycarbonate - Black
 - Base: Nylon 6/6 - Black
 - Spring: Stainless Steel
 - Dome Seal: Silicone Rubber
 - Terminals: Copper alloy
 - Moving Contact: Copper alloy

ORDERING INFORMATION:

L										
Series	Shape	Base	Circuit	Terminal	Plating	Voltage	LED Color	Button Color	Base Color	Seal
	R = Round S = Square	T = Threaded S = Snap-In	I = SPST No Momentary O = Indicator Light Only	T = Quick Connect .110 W = Wire Leads, 6" Black 22AWG P = Printed Circuit Terminal S = Solder Terminal	G = Gold S = Silver O = None	O = None 2 = 2V 6 = 6V 12 = 12V	O = None R = Red A = Amber G = Green	1 = Red Transparent 2 = Clear 3 = Amber Transparent 4 = Green Transparent 7 = White Opaque 9 = Black Opaque 12 = Red Opaque	9 = Black	O = None G = Gasket R = O-Ring

OSLO SWITCH
CW Industries
A Unit of Electro Switch Corp.

TOLERANCES UNLESS OTHERWISE SPECIFIED

2 Place Decimal ± .010	METRIC
3 Place Decimal ± .005	1 Place Dec. ± .25mm
Angles ± 1°	2 Place Dec. ± .13mm

Made for: CW/OSLO
Drawn by: DGW 6/12/23
Checked by: G/GULD 6/13/23
Approval: 6/14/23

Title:	L SERIES SEALED PUSH BUTTON SWITCHES
Division:	SWITCH
Dwg. No.	L SERIES PUSHBUTTONS

1 2 3 4 5 6 7 8 9 10

MASTER